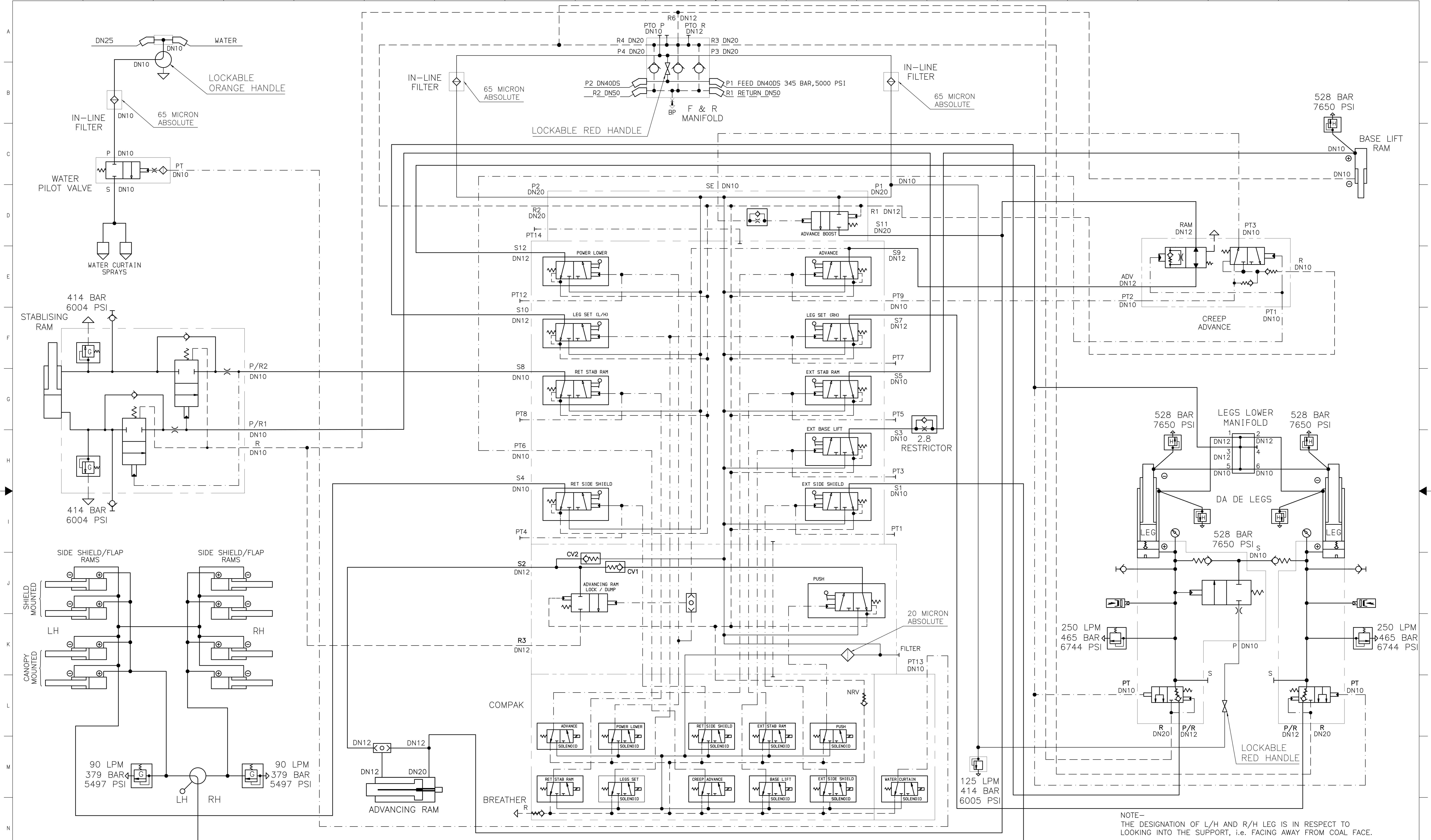


NOTE- THE DESIGNATION OF L/H AND R/H LEG IS IN RESPECT TO LOOKING INTO THE SUPPORT, i.e. FACING AWAY FROM COAL FACE.

GENERAL ARRANGEMENT DRAWINGS ARE SUBJECT TO BUT NOT LIMITED BY A GENERAL TOLERANCE OF +/-15 mm. THIS EXCLUDES COMPONENT MANUFACTURING AND ASSEMBLY TOLERANCES.

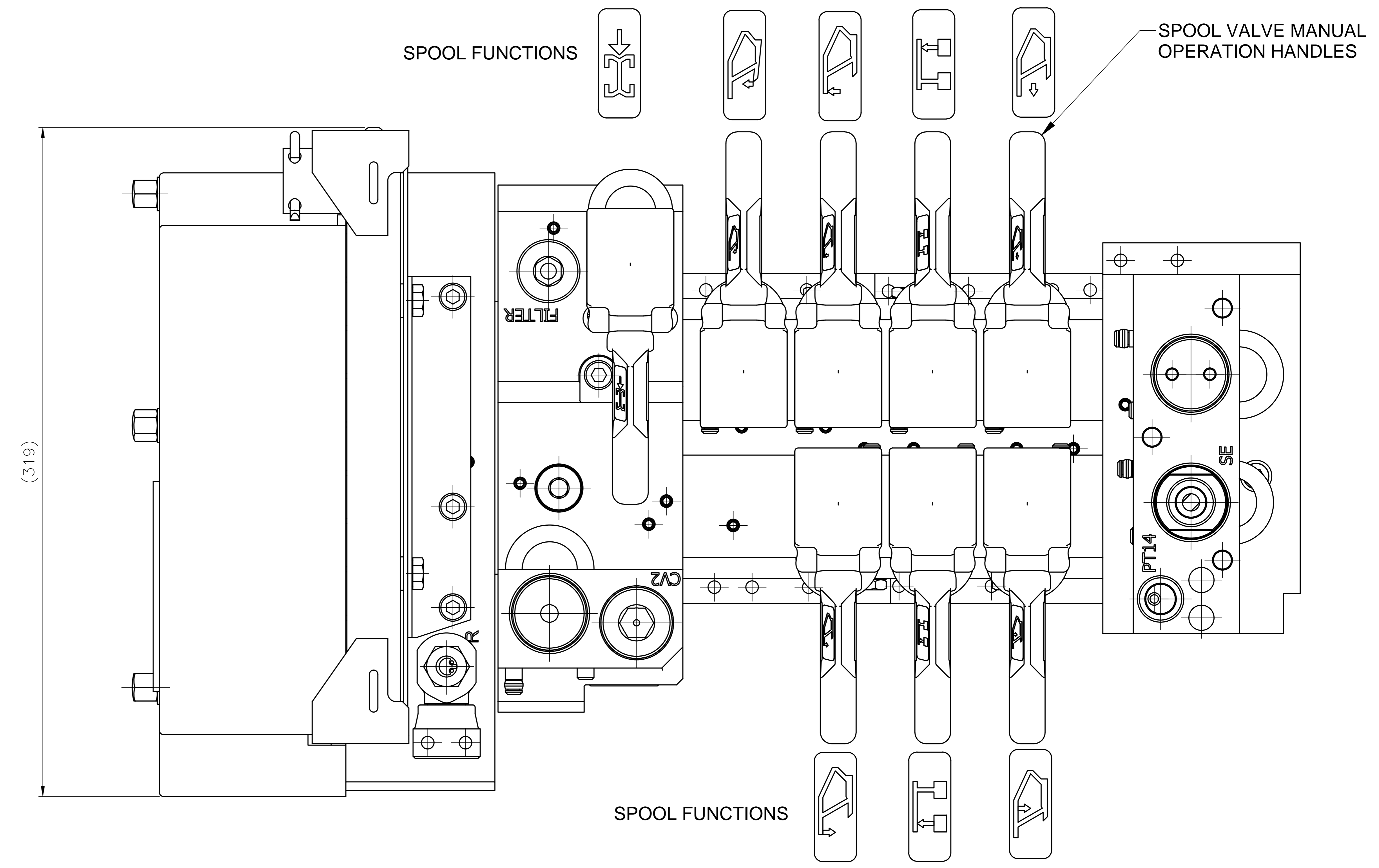
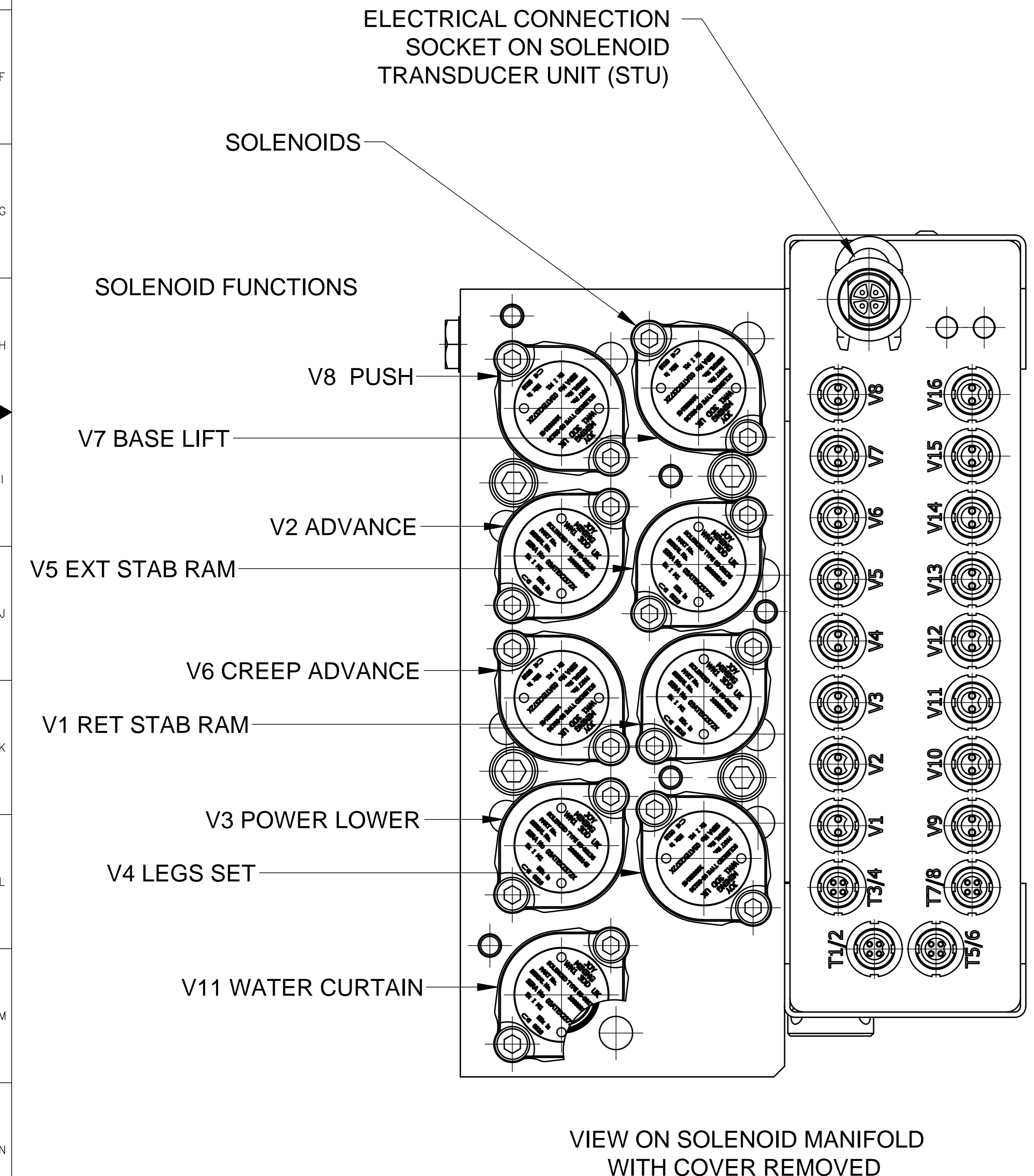
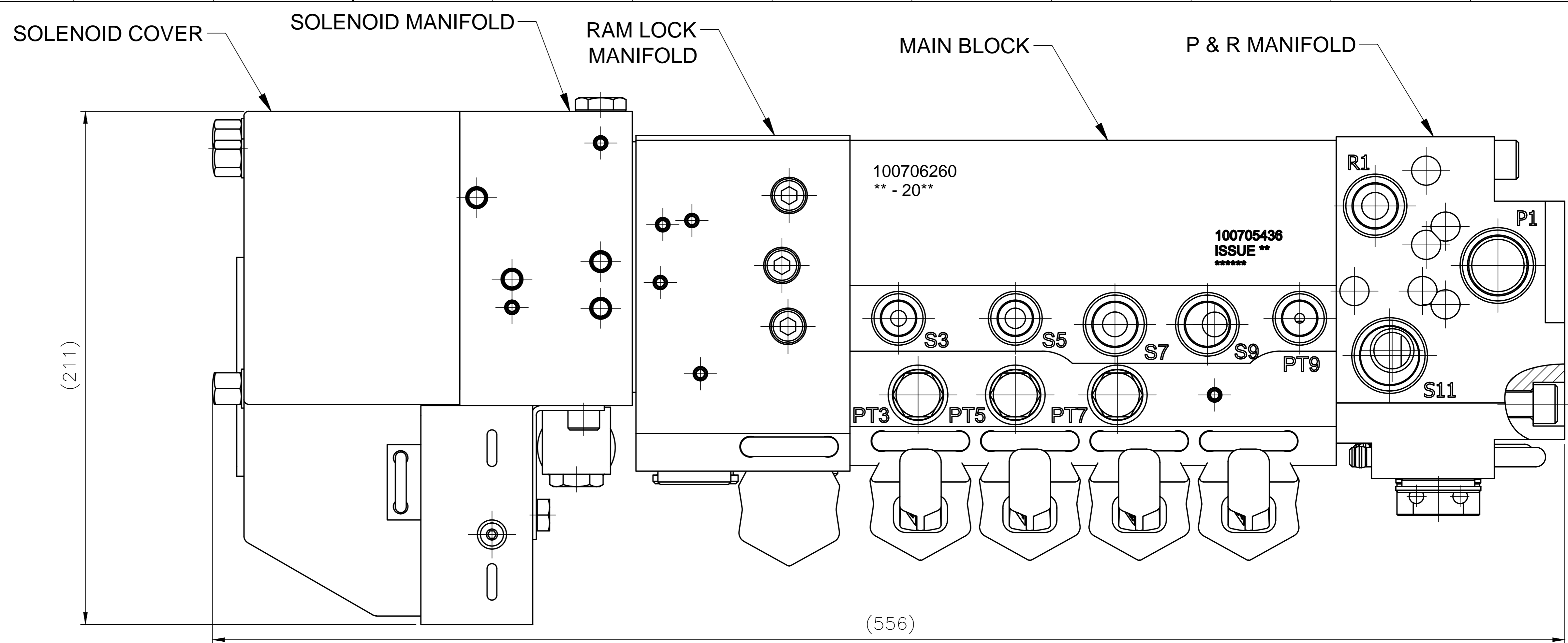
| | | | | | | | | | | | |
|--|-----------------------|----------------|--------------------|------|------------------------------|--|--|---|----|---|--------------|
| © JOY MINING MACHINERY 1998 ALL RIGHTS RESERVED. THIS DRAWING IS THE PROPERTY OF JOY MINING MACHINERY AND IS CONFIDENTIAL. IT IS ISSUED SUBJECT TO THE CONDITIONS THAT: (1) THE INFORMATION OR ANY PART THEREOF CONTAINED IN IT SHALL NOT BE DISCLOSED IN ANY FORM TO A THIRD PARTY. (2) IT OR ANY PART OF IT SHALL NOT BE REPRODUCED IN ANY FORM. | COMPANY | REPRESENTATIVE | SIGNED & AGREED BY | DATE | MANUFACTURING SPECIFICATIONS | MATERIAL | SEE TABLE | VERSION | 2 | AO DESIGN LOCATION Wigan UK DESCRIPTION HYDRAULIC CONTROL CIRCUIT STORE NORSKE, SO.3403971, 2x 1075 TONNE FACE SUPPORT | BORDER REV'n |
| | STORE NORSKE | | | | | PROTECT TREATMENT FABRICATION TOL'S MACHINING TOL'S FINISH SPEC MANUFACTURING SPEC WELDING SPEC HEAT TREATMENT HARDNESS | WEIGHT UNITS kg ESTIMATED WEIGHT *** DRW USE S | CHANGE NO. 1296630 DRAWN BY starbuck CAD SYSTEM AUTOCAD DATE 29/09/2014 SCALE SHEET 1 OF 1 MACHINE MODEL | 05 | | |
| | JOY MINING MACHINERY. | | | | | | | | | DWG. NO. | 5100021321 |



NOTE - THE DESIGNATION OF L/H AND R/H LEG IS IN RESPECT TO LOOKING INTO THE SUPPORT, I.E. FACING AWAY FROM COAL FACE.

GENERAL ARRANGEMENT DRAWINGS ARE SUBJECT TO BUT NOT LIMITED BY A GENERAL TOLERANCE OF +/-15 mm. THIS EXCLUDES COMPONENT MANUFACTURING AND ASSEMBLY TOLERANCES.

| | | | | | | | | | | | |
|--|-----------------------|----------------|--------------------|------|------------------------------|--|--|--|----|--|--------------|
| © JOY MINING MACHINERY 1998 ALL RIGHTS RESERVED. THIS DRAWING IS THE PROPERTY OF JOY MINING MACHINERY AND IS CONFIDENTIAL. IT IS ISSUED SUBJECT TO THE CONDITIONS THAT: (1) THE INFORMATION OR ANY PART THEREOF CONTAINED IN IT SHALL NOT BE DISCLOSED IN ANY FORM TO A THIRD PARTY. (2) IT OR ANY PART OF IT SHALL NOT BE REPRODUCED IN ANY FORM. | COMPANY | REPRESENTATIVE | SIGNED & AGREED BY | DATE | MANUFACTURING SPECIFICATIONS | MATERIAL | SEE TABLE | VERSION | 2 | AO DESIGN LOCATION Wigan UK DESCRIPTION HYDRAULIC CONTROL CIRCUIT STORE NORSKE, SO.3403971, 2x 1075 TONNE FACE END SUPPORT | BORDER REV'n |
| | STORE NORSKE | | | | | PROTECT TREATMENT FABRICATION TOL'S MACHINING TOL'S FINISH SPEC MANUFACTURING SPEC WELDING SPEC HEAT TREATMENT HARDNESS | WEIGHT UNITS kg ESTIMATED WEIGHT *** DRW USE S REPLACED BY SIMILAR TO | CHANGE NO. 1296630 DRAWN BY starbuck CAD SYSTEM AUTOCAD DATE 29/09/2014 SCALE SHEET NTS 1 OF 1 MACHINE MODEL | 05 | | |
| | JOY MINING MACHINERY. | | | | | | | | | DWG. NO. | 5100021322 |



GENERAL ARRANGEMENT DRAWINGS ARE SUBJECT TO BUT NOT LIMITED BY A GENERAL TOLERANCE OF +/-15 mm. THIS EXCLUDES COMPONENT MANUFACTURING AND ASSEMBLY TOLERANCES.

| | | | | | | | | | | | |
|--|-----------------------|----------------|--------------------|------|------------------------------|-------------------|--------------|---------------|------------|--|--------------|
| © JOY MINING MACHINERY 1998 ALL RIGHTS RESERVED. THIS DRAWING IS THE PROPERTY OF JOY MINING MACHINERY AND IS CONFIDENTIAL. IT IS ISSUED SUBJECT TO THE CONDITIONS THAT: (1) THE INFORMATION OR ANY PART THEREOF CONTAINED IN IT SHALL NOT BE DISCLOSED IN ANY FORM TO A THIRD PARTY. (2) IT OR ANY PART OF IT SHALL NOT BE REPRODUCED IN ANY FORM. | COMPANY | REPRESENTATIVE | SIGNED & AGREED BY | DATE | MANUFACTURING SPECIFICATIONS | MATERIAL | SEE TABLE | VERSION | 2 | AO DESIGN LOCATION Wigan UK DESCRIPTION VALVE,COMP,K,ELECTRO HYDRAULIC STORE NORSKE, SO.3403971, 2x 1075 TONNE FACE SUPPORT | BORDER REV'n |
| | STORE NORSKE | | | | | PROTECT TREATMENT | | CHANGE NO. | 1296630 | | 05 |
| | JOY MINING MACHINERY. | | | | FABRICATION TOL'S | MATERIAL CODE | WEIGHT UNITS | DRAWN BY | starbuck | | |
| | | | | | MACHINING TOL'S | ESTIMATED WEIGHT | *** | CAD SYSTEM | AUTOCAD | | |
| | | | | | FINISH SPEC | PLATE INDICATOR | DRW USE | DATE | 29/09/2014 | | |
| | | | | | MANUFACTURING SPEC | REPLACED BY | | SCALE | SHEET | 1 OF 1 | |
| | | | | | WELDING SPEC | SIMILAR TO | | MACHINE MODEL | | | |
| | | | | | HEAT TREATMENT | | | DWG. NO. | | 5100021323 | |
| | | | | | HARDNESS | | | | | | |